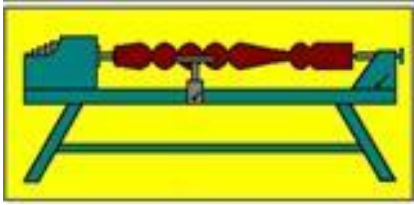


# Turning Talk

Volume 34 Number 7

August 2020



## Presidential Words *For August 2020*



Ladies and gentlemen,

As you realise we opened our doors to all members on Tuesday 20 July. We had a good turn-up at the Workshop and smoko session. We would expect a gradual increase of members attending these sessions in time, without exceeding the COVID Guidelines. Personal hygiene (hand washing, and social distancing (1.5m and 4 m<sup>2</sup>) rules remain our primary focus on these occasions.

In the current economic environment, our Society will face the same difficulties (albeit on a smaller scale) that all nations and families face. That is; how do we survive economically with a greatly reduced income? WSQ relies heavily on Grants to fund our activities and balance our budget. We receive Grants from varied sources including the Brisbane City Council, State Government, our local members, and others. The expectation at Committee level is that it will be increasingly harder to obtain these funds. Accordingly, we have commenced a Budget Development and Review process in the expectation that it will identify areas where our funds can be better allocated for the benefit of the membership. Our Treasurer, Mike Dunne, is leading this effort, with guidance from the Committee. Membership input to Mike is welcomed and encouraged, either directly or via Committee members.

Recently we discovered that a number of tools have gone missing from the Tool Store while it was undergoing refurbishment. 3 Chucks and a new skew chisel, worth an estimated value of \$1000 are missing. It was a total surprise to all. If they have been taken by mistake then I ask that they be returned as soon as possible please. This action has clearly identified our vulnerability in this area and security has been increased to prevent any reoccurrence.

Our next Demonstration will take place on Saturday 1 August at Pine St, Greenslopes, starting at 9am. Alan Loxton and Wayne Molloy will jointly demonstrate segmented turning, with the emphasis on the preparation phase. The Demonstration will be broadcast live via our Zoom video conference facilities. Below are before and after photos of one of Alan's signature bowls.



Till next month.

**Bob Kennedy**  
*President*

# The Road Out (Updated 13 July 2020)

## INTRODUCTION

With the further relaxation of some COVID-19 restrictions, the WSQ COVID Safe Plan has been amended as follows:

### THE WSQ COVID SAFE PLAN (amended as at 13 July 2020)

#### Entry to Premises

- If you are sick with a cold or flu like symptoms you **MUST NOT ENTER**
- If you are immuno-compromised or from a high risk group, you must seek and follow advice from your healthcare professional.
- All members and visitors will be subject to a temperature scan before being admitted to the premises. Any persons with a temperature higher than 37.5 degrees will be refused entry.
- All members and visitors are to use the hand sanitiser at the entrance desk upon entering.
- Convenors will sign in and out all members and visitors, including trade persons. This will eliminate the risk from sharing pens.
- Adequate hand hygiene must be followed, i.e., hand washing with soap and water, sneezing and coughing into a tissue, arm or similar measures to stop droplets being expelled into the air.
- Social distancing regulations are to be adhered to.
- Entry is only to be via the main entrance. The rear door is only to be used for going to and from the downstairs workshop.

#### Workshop Rules

- A maximum of 100 persons are allowed on premises. The definition of the premises is all areas inside the building, i.e., upstairs and downstairs workshop, shop, auditorium/ kitchen, library etc.
- Social distancing requirements may restrict some lathes from being operated. A “Do Not Use” sign will be displayed on any “out of bounds” lathes.
- Due to the closeness of most of the machinery in the downstairs workshop, maximum attendees will be limited to 10 members.

#### Hygiene after Entry

##### Workshop

- No physical contact. This will prevent convenors from using their hands to guide a member's action on a chisel. Convenors will need to use their own chisels to demonstrate but the member will need to maintain the 1.5 metre social distancing.

- All points of contact i.e. tools, lathes, chucks, face plates, and all other equipment must be sanitised before being put away or used by another member. An alcohol based sanitiser will be provided for this purpose.
- Hands are to be washed/sanitised after handling any cash.
- Social distancing is to be maintained at all times.

#### Downstairs Workshop

- Members are to sanitise hands upon entering the workshop. Sanitiser will be available at the entrance door.
- All points of contact i.e. tools, equipment etc. must be sanitised before being put away or used by another member. An alcohol based sanitiser will be provided for this purpose.

#### Auditorium/Kitchen

- Members are to sanitise hands upon entering the auditorium. A sanitising station will be set up at the entrance door.
- Members are encouraged to bring their own cups, but paper cups will also be provided.
- Morning and afternoon supplies will be provided in individually wrapped packets.
- Wooden single use stirrers will be provided.
- Social distancing is to be adhered to, with seating being appropriately arranged.
- The 4m<sup>2</sup> per person requirement limits the number of persons in the auditorium to 32. Spilt morning and afternoon tea sittings will be required when more than 32 persons are in attendance. Even with 32 persons, tables probably can't be configured to adhere to the 4m<sup>2</sup> rule; in this instance, chairs only will be used.

#### At End of Workshop Sessions

- All touch points are to be wiped with an alcohol-based sanitiser. Touch points include:
  - Lathes, tools etc. as previously mentioned,
  - Bandsaw tables and adjustment knobs,
  - Grinder jigs,
  - Bench tops
  - Doorknobs,
  - Morning/afternoon tea tables,
  - Kitchen sinks and shelves,
  - Toilet taps and basins,
  - Toilet cistern flush buttons, toilet seats and urinal cistern flush cords.

This is not an all-encompassing list and common sense will need to prevail to ensure that appropriate touch points are cleaned.

- It is the expectation that all workshop participants will assist.

### Workshop Attendance

- The following workshops are offered:  
Tuesday 8.00am to 12.00pm  
1.00pm to 3.30pm  
6.00 pm to 9.00pm  
  
2<sup>nd</sup> and 4<sup>th</sup>  
Thursday 9.00am to 12.30pm –  
project tuition with Rob McKee – cost \$25  
  
Friday 8.00am to 12.00pm  
  
1<sup>st</sup> Friday Toy Group 8.00am to 3.00pm  
  
2<sup>nd</sup> and 4<sup>th</sup>  
Saturday 8.00am to 12.00pm
- Workshop offerings will be reviewed periodically.

### Shop

- Shop will be available to workshop attendees subject to the convenor's agreement and subject to only the convenor/shopkeeper and one workshop member being in the shop at any time.
- Any stock handled and not purchased will need to be wiped with provided alcohol-

based sanitiser prior to be placed back on the shelf.

- Members who aren't comfortable to enter the premises can order supplies from the shop by phoning Don McMillan on 0439 704 622.

### Library

- The library will be available on Tuesday mornings subject to only the librarian and one workshop member being in the library at any time.
- Members are to sanitise hands before entering and on leaving the library. All returned books and any taken off shelves by members and not borrowed are to be quarantined for 72 hours, then sanitised, as per BCC Library procedures.
- Only one member and librarian allowed in library at any time.

### Other

- All safety precautions that have been in place under WSQ's Health and Safety procedures remain in force.
- WSQ's Code of Conduct for members and visitors remains in force.
- Any person who attends any WSQ workshop event who falls ill and is subsequently tested for COVID-19 MUST inform WSQ that they have been tested. When known, the test outcome must be advised to WSQ.

**John Reed**

*WSQ Member*

## August 1 Demonstration

On Saturday 1 August WSQ will be hosting its monthly demonstration at Pine street. Usual cost of \$5.00 applies,

The demo will be preparing wood segments for turning. Wayne Molly will cover the preparation of closed segments and Alan Loxton will demonstrate how he prepares open segments.

A powered drop saw will be used in the demonstration and members are encouraged to bring appropriate hearing protection.

The Auditorium capacity under current Pandemic Health regulations is 32 persons. Please register your interest with John Carney on 0449 011759

The demo will also be streamed live on the Zoom platform. Just click on the link below to access the zoom session.

The demo will start at 9.00 am so make sure you are in with some time to spare.

There will be no stoppage during the demo for tea/coffee break. Members at the club will be able to avail themselves of tea and coffee as they wish.

WSQ Conference is inviting you to a scheduled Zoom meeting.

Join Zoom Meeting

<https://us02web.zoom.us/j/81370974338?pwd=UkYrNHZBT0k0cG0zdDZJV0ttVTk4UT09>

Meeting ID: 813 7097 4338

Passcode: 860757

Dial by your location

+61 731 853 730 Australia

Meeting ID: 813 7097 4338

Passcode: 860757

Find your local number:

<https://us02web.zoom.us/j/81370974338>

Regards

**John Carney**

*Vice President*

## Diary for August 2020

Date	Day of Month	Session Title	Convenor	Times
1 Aug	1 <sup>st</sup> Saturday	Demonstration [Using Zoom application]	<a href="#">See article re this above</a>	9:00am to 10:30am
4 Aug	1 <sup>st</sup> Tuesday	Open Workshop Library	TBA Alwyn Clark/ Toni Dowd	8.00am to 12.00pm 10.00am to 12.00pm
		Open Workshop Open Workshop	TBA TBA	1.00pm to 3.30pm 6.00 pm to 9.00pm
7 Aug	1 <sup>st</sup> Friday	Toy Group	Peter Churchward	8.00am to 3.00pm
		Open Workshop	John Reed	8.00am to 12.00pm
8 Aug	2 <sup>nd</sup> Saturday	Management Committee Meeting	Bob Kennedy	9:00am to 12:00pm
		Open Workshop	TBA	8.00am to 12.00pm
11 Aug	2 <sup>nd</sup> Tuesday	Open Workshop Library	TBA Alwyn Clark/ Toni Dowd	8.00am to 12.00pm 10.00am to 12.00pm
		Open Workshop Open Workshop	TBA TBA	1.00pm to 3.30pm 6.00 pm to 9.00pm
13 Aug	2 <sup>nd</sup> Thursday	Pre-booked Project Tuition	Rob McKee	9.00am to 12.30pm
14 Aug	2 <sup>nd</sup> Friday	Open Workshop	TBA	8.00am to 12.00pm
15 Aug	3 <sup>rd</sup> Saturday	Show & Tell Forum [Using Zoom application]	John Carney	9:00am to 10:30am
18 Aug	3 <sup>rd</sup> Tuesday	Open Workshop Library	TBA Alwyn Clark/ Toni Dowd	8.00am to 12.00pm 10.00am to 12.00pm
		Open Workshop Open Workshop	TBA TBA	1.00pm to 3.30pm 6.00 pm to 9.00pm
21 Aug	3 <sup>rd</sup> Friday	Open Workshop Open Workshop	TBA TBA	8.00am to 12.00pm 1.00pm to 3.30pm
22 Aug	4 <sup>th</sup> Saturday	Open Workshop	TBA	8.00am to 12.00pm
25 Aug	4 <sup>th</sup> Tuesday	Open Workshop Library	TBA Alwyn Clark/ Toni Dowd	8.00am to 12.00pm 10.00am to 12.00pm
		Open Workshop Open Workshop	TBA TBA	1.00pm to 3.30pm 6.00 pm to 9.00pm
27 Aug	4 <sup>th</sup> Thursday	Pre-booked Project Tuition	Rob McKee	9.00am to 12.30pm
28 Aug	4 <sup>th</sup> Friday	Open Workshop	TBA	8.00am to 12.00pm

**Geoff Holbeck**  
Editor – Turning Talk

## Monthly Challenges and Forums

Month	Challenge	Forum Topic
August 2020	75mm or 3inc Cube	UFO 15/8/20
September 2020	Teapots	75 mm Cube 19/9/20
October2020	TBA	Teapots 17/10/20

**John Carney**  
Vice President

# Treasurer's Report

A summary of our financial position for June 2020 is:

## Receipts

Container Refunds	\$ 260
Workshop Events	\$ 470
Memberships	\$1,174
Interest Received	\$ 40
Shop Profit	\$ 591
Sundry Income	\$ 140
	<u>\$2,675</u>

## Less Payments

Cleaning	\$ 120
Insurance	\$ 496
Newsletter Expenses	\$ 86
Public Liability Insurance	\$ 950
Repairs & Maintenance	\$ 365
Property Improvements	\$ 243
Telephone & Internet	\$ 103
Rent	\$ 438
Workshop Expenses	\$ 213
Other Expenses	\$ 119
	<u>\$3133</u>

**Net Profit/(Loss)** (\$ 458)

**Cash at Bank** \$44,704

**Mike Dunne**  
*Treasurer*

## Getting to Know You - Wayne Molloy



My name is Wayne Molloy and I am 67 years of age. I was born in Cairns. I am married to Loretta, we have two children Kelly and Ryan. Kelly is 39 and Ryan is 35 years of age. We have two grand-children Harry and Olivier.

I am a retired Manual Arts/Design Technology teacher. I was educated in Brisbane and I hold a B Ed. Dip. Teaching and I am also a Sheetmetal worker by trade. I spent 2½ years in the Education department followed by 43 years at Brisbane Boys' College as the Head of the Manual Arts Department.

In my role as Head of Department I was responsible for 8 staff and 700 students. I was also responsible for the curriculum and how it was delivered to students from years 8-12 in our subject area. Our facilities consisted of 2 wood working workshops, 2 metal working workshops, 3 graphics rooms each equipped with 30 computers and one 3D printer per graphics room. I thoroughly enjoyed my job and I never had any difficulty getting out of bed and heading off to work each day. How lucky am I!

I have taught woodwork, metalwork, graphics and technology studies. Technology Studies is a practical subject where students produce a design folio for a project, manufacture the project and finally appraise the project in relation to the criteria set out in their design folio. During my time at BBC I spent many years coaching Rugby and Cricket with a good deal of time spent on the weekend travelling to sport fixtures, umpiring cricket games and watching many rugby teams.

My story with WSQ begins in June 2015. During term 2 one of my year 12 Technology Studies students wanted to make a segmented

fruit bowl for his major project for the woodworking component of the course.

Well, I had not turned a piece of wood for twenty years. The reason for this was that woodturning had lost its favour in our courses. Design, make and appraise type subjects had well and truly taken over. As a dutiful teacher I thought I should make the project before I had to demonstrate how to make the bowl to my student. We call this lesson preparation.

I set about preparing drawings, cutting the segments, gluing the segments into rings making sure all the joints fitted perfectly. Once this was completed, I began to turn the outside of the bowl. I had not turned for twenty years so I was a little tentative. The bowl was quite large, and this combined with the many protruding corners did not help matters. I successfully turned the outside of the bowl and began to turn the inside when the bowl flew out of the lathe. I immediately realised I needed help. I rang Vicmarc to inquire if they could offer me some advice. Marco referred me to WSQ.

I rang WSQ and who should answer the phone but Barb Sheppard. Barb has the most delightful telephone manner and she assured me that if I joined the society someone would certainly help me out. It just so happened that it was Tuesday, so after work I headed to Pine St. and paid my subscription. Later that evening I returned to be greeted by John Sheppard and Dan Woodward. John and Dan looked at the problem and they both concluded that my chucking method was suspect. Dan produced the appropriate chuck and offered sound advice throughout the evening. By 9.00 pm the turning was complete except for a final sand and the application of a surface finish.

What surprised me the most was how woodturning chucks, tools and accessories had improved during my twenty-year absence. It was this encounter that reawakened my interest in woodturning. I started to attend Tuesday evenings sessions and I have tried to learn as much as possible. If it was not for that year 12 student who wanted to make a fruit bowl, I probably would never have returned to woodturning. An image of that bowl appears below.



I am very grateful to that student because now in retirement WSQ has provided me with an activity I really enjoy. It has now taken the place of golf as I can no longer play this great game owing to two shoulder reconstructions in the past two years. I have always considered myself very lucky in life and WSQ has given me an opportunity to give something back to the community.

In 2017 Michael Dobson invited me to help with the Gordon Park Respite Centre Alzheimer's group. This group offers one to one teaching to members who have little or no woodturning experience. It provides these men with an interest, fellowship and allows them to make worthwhile projects and gain new skills.

An added benefit for me is that I gain tremendous personal satisfaction from the pride these men display in taking a project home. I have worked with a number of these men, one of whom was wheelchair bound so I had to learn very quickly to turn wood while sitting and the lathe is tilted towards you at 45°. Turning in this position is nothing like standing at the lathe to turn. Try to imagine how hard this would be for this man.

WSQ also offers training in several other areas. I refer to the Pyrography group, leather work group, toy group, Rob McKee's wood working group, woodturning lessons, tool sharpening lessons and so on. From time to time WSQ offers training in first aid refresher courses and chainsaw training as well.

WSQ is far more than a woodturning club for me. The society may be affiliated with the Men's Shed movement, but the society is for men and women who share common interests. The society provides friendship, mateship, camaraderie for all.

Nothing delights me more than listening to the banter among members while they await the 8.00am starters whistle particularly after a major sporting event such as the rugby against New Zealand / Bledisloe Cup or cricket against England / The Ashes.

How good is WSQ? I am very grateful to have WSQ as part of my life.

Regards

**Wayne Molloy**  
WSQ Member

## July Demonstration by Brian Creese

On the morning of Saturday July 4 Brian Creese conducted a demonstration of creating a lidded container from a wooden bowling ball. The ball was made of lignum vitae, a very dense and oily timber. According to Brian it cuts like butter due to the oil content.

Brian started with a brief history of lawn bowls. Variants of the game can be traced back to the 12<sup>th</sup> century. He discussed various types of materials that had been used over time. Today lawn bowling balls are now more typically made of a hard-plastic composite material. A bowling ball not a sphere. The centre of the ball is slightly off-centre, making it move towards the bias as it slows down.

There are multiple indented rings on each face of the ball. Brian stated that he would use these to locate the centres for mounting on the lathe. He mounted the bias (small disc) side of the ball onto a small chuck ensuring the jaws were locked onto the same ring. A cup live centre was used in the tailstock for safety and support. Brian used a bowl gouge to remove the lacquer coating and the rings using push cuts, starting from the middle and working towards the sides. He created a dovetail spigot of 35 mm diameter and 2mm height on the tail stock end. This end was to become the container's lid. Brian used pull cuts and shear scraping with a bowl gouge to remove waste, and to refine the shape and finish. He advised that he could have used round nose or square scrapers, or a skew chisel with a raised toolrest for the same purpose. He reverse chucked the ball and brought up the tailstock for safety reasons. He removed the lacquer coating and the rings from the tailstock end, and created a spigot as he had done previously.



Brian Removes the Lacquer and Rings

The next step was to cut the ball into 2 pieces. Brian used a thin parting tool to cut part way through the ball at the widest point. Because of the timber's density the heat build-up was so great that the parting tool had to be cooled with water on a number of occasions. The cut was completed with a Japanese pull saw.



Brian cutting the Ball in Two

Brian advised that the section in the chuck would become the lid of the container. He drilled a guide hole to his desired depth and started to remove waste from inside the lid using a bowl gouge working outward from the centre. And then, in the blink of an eye a **CALAMITY** occurred!!! Brian experienced a significant spiral catch and a substantial tear out on the outer edge of the blank. Everyone present groaned and shook their heads and thought "I have done that myself ... many times." The sympathy was palpable. Brian retained his composure.



Lid with Spiral Catch and Large Tear Out on Outside

Brian took the opportunity to discuss with the audience his options due to the design opportunity he had been presented with. Wayne Molloy suggested two options, a rounded lid or a pagoda lid. Brian chose the former, He used a small spindle gouge to remove the waste using pull cuts. When he was satisfied with the amount of waste removed, he removed the lid from the chuck.

Brian mounted the bottom of the container on the lathe. He removed the waste by shear scraping with a small spindle gouge. This was successfully done, without incident. He removed the bottom from the chuck.

Brian remounted the lid in the chuck. He used a small spindle gouge to remove more waste. He used a round nose scraper to remove waste and smooth the inside surface. Next, he used a small bowl gouge to remove the spiral tear out. Brian used a small bowl gouge to create a spigot around the rim to fit the bottom section. He used a square scraper to reduce

the spigot to 3mm. He sanded the lid inside and outside and removed the lid from the chuck.



Brian Shapes the Lid Spigot

Brian remounted the bottom in the chuck. He used callipers to transfer the lid spigot size to the bottom. He used a square scraper to produce the shoulder required to accept the lid spigot. Next, Brian used a small spindle gouge and round nose scraper to remove internal waste and shape and refine it.




Brian Creates the Shoulder in the Bottom Section

He removed the bottom from the chuck and mounted a Kwila jam chuck in the chuck. He adjusted the jam chuck to ensure a good fit. He removed the lacquer and waste from the external surface and refined the shape.



Brian with the Container Bottom and Jam Chuck



The Lidded Container at the end of the Demo

Bob Kennedy (President) presented Brian with a Certificate of Appreciation for his very interesting demonstration. The members who attended gave Brian a rousing round of applause.

This demonstration was a landmark one for WSQ. It was the first one that we had streamed live to members online (10 logged in) using the Zoom application. In addition, there were 13 members in the Phil Harris Auditorium watching the demonstration. This could become the way we do things from now on. Well done to all those who organised and ran this demonstration.



Ian Symes (left) Manages the Zoom Live Stream and Alwyn Clark (right) Manages the Cameras in the Auditorium



The Completed Lidded Container

**Geoff Holbeck**  
*Editor – Turning Talk*



## WSQ 2020 Woodturning Competition

Preparations for this year's competition are well under way. Some minor changes have been made to the schedule, but basically it is similar to last year's competition.

With the Society now supporting crafts other than woodturning, it is time for the annual competition to take these activities into account more formally. To do this, considerable change needs to be made. It is too late to set up our systems fully for this year, but we are taking an initial step by separating the non-turned categories from turning categories and introducing a separate judging panel for these crafts.

With the lockdown due to COVID-19 members must have spent significant time hiding out in their workshops. We hope to see some of the output of this opportunity on the competition benches late in October.

### Why Enter?

The Woodturning Competition is of value to both members and the society.

For members it is a yardstick to gauge the standard of your work and, more importantly, an opportunity to receive unbiased feedback on how you may elevate your turning to the next level. It is often little things that you overlook that can add value.

For WSQ it is a way of providing a valuable service to its members and identifying high class articles to display and attract new members.

### Dates to remember:

Entries Close: Tuesday 20 October  
Entries to be at WSQ by 5pm: Tuesday 27 October  
Judging Wednesday 28 October  
Presentation Saturday 31 October.

An **entry form** can be obtained from the WSQ Comp Coordinator, and should be returned to the WSQ Comp Coordinator by email [membership@wsqld.org.au](mailto:membership@wsqld.org.au) or by hand to a reciprocal in the WSQ Library.

**Charlie Edwards & Wayne Molloy**  
*Conveners*

## Membership Matters

### Birthdays

We have 2 birthdays for July.

- Rhonda Clark
- Mark Blythman

We have 2 birthdays for August.

- Peter Tuite
- Benjamin Engledow

### New Member

- David Chinchon from Rochedale, 4123

New members, when signing in please look on the small white board next to the cash tin for your name badges.

**Alwyn Clark**  
*Membership Secretary*

**All contributions for the September 2020 edition of Turning Talk need to be submitted by no later than Saturday 29 August 2020.**

**The views expressed in this publication are not necessarily those of the Woodturners Society of Queensland or its Management Committee.**

*Other organisations are welcome to use, with appropriate acknowledgement, editorial material from this publication.*

You're invited to contribute to the content of TT.

To do so, preferably by Email:

[gholbeck@hotmail.com](mailto:gholbeck@hotmail.com)

Or, by mail:

C/O TT EDITOR @ WSQ



We've been crafting  
woodworking tools in  
Sheffield, England for  
almost 200 years.

## *Robert Sorby*

As one of the world's premier manufacturers of specialist woodworking tools, we are proud to say we still craft every tool right here in Sheffield, England. Our tools are made from the finest raw materials, using traditional methods and with an attention to detail you won't find anywhere else. Each tool is meticulously processed in stages by our craftspeople. Every single tool is cut, ground, polished, hardness tested, sharpened, assembled

and packed for shipping – ultimately crafted to provide a lifetime of use in your workshop.

With an extensive range of unique, premium tools, backed by our lifetime warranty, you need look no further for the best tools you can buy. It's our attention to detail and customer first approach that puts Robert Sorby at the top of its class. You can rely on our experience – we know tools.

*Proudly distributed by:*

**carbatec**  
THE HOME OF WOODWORKING

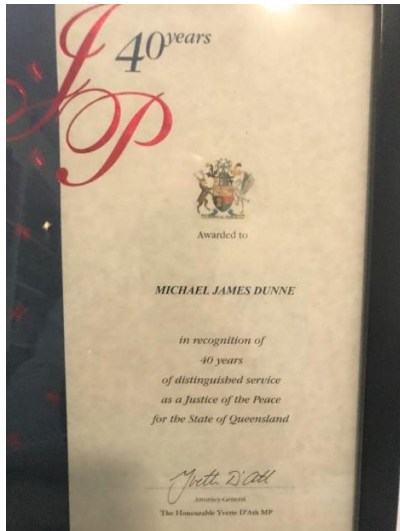
Find us at:  
128 Ingleston Road  
Wakerley QLD 4154

(07) 3390 5888 | [www.carbatec.com.au](http://www.carbatec.com.au)

## “Dark Horses”

We have a few "dark horses" in our midst, and they all are eventually discovered.



Well done Mike Dunne, and Congratulations.



**Bob Kennedy**  
President

## Library News

### New Books



2 Intarsia Books by Kathy Wise

### Procedures for library during COVID 19

Librarian and one person at a time in library. If handling or reading books/ magazines, please leave on the round table. They must be quarantined for 72 hrs and sterilised before they are put back on shelves.

Any items returned will be quarantined for the same period and sterilised before going back on shelves.

Remember to use hand sanitiser before entering the library.

**Alwyn Clark**  
Librarian



### The Shed Wireless Season 2 Episode 1

Tell him he's dreaming (this one's going straight to the pool room)

- Legendary Australian actor and friend of the Shed movement Michael Caton talks about life, health, the Sullivans, the Castle and how his life was turned around after hitting rock bottom



- Raymond Terrace Men's Shed features in our new segment "Shed in the Spotlight"
- The remarkable story of one Shedder who had a horrific stroke before his 40th birthday, just months after moving to a new country with a young family
- A legendary Shed music group and their grand plans for a grand tour
- Stuart gives some simple fitness tips
- Rip Woodchip promotes his plan for peak performance
- We introduce "Ask the Doc" — your free regular appointment with a men's health expert

Hosted by Aaron Kearney OAM and AMSA Chairman Paul Sladdin.

### How to listen:

You'll find The Shed Wireless on Apple podcasts or wherever you normally get your podcasts.

**New to podcasts?** Use this link:

<http://mensshed.org/theshedwireless/>

**Send us an email to:**

theshedwireless@mensshed.net

**Geoff Holbeck**  
Editor – Turning Talk

## Turning Talk

Published by the  
*Woodturners Society of Queensland Incorporated*

### Management Committee

President: Bob Kennedy 0400 497 049  
Vice President: John Carney 3245 6135  
Secretary: Rhonda Clark 0405 129 195  
Treasurer: Mike Dunne 0410 400 954  
Members: Alwyn Clark 0414 622 715  
Barry Wilson 0409 260 786  
Bob McGeechan 3394 1839  
Geoff Holbeck 0412 434 883  
John Donaldson 0407 022 403  
Reg Weber 3206 2325  
Toni Dowd 3175 0383

### Other Positions

Newsletter Editor: Geoff Holbeck 0412 434 883  
Membership Secretary: Alwyn Clark 0414 622 715  
Librarian: Alwyn Clark 0414 622 715  
Assistant Librarian: Toni Dowd 3175 0383  
Storekeeper: Don McMillan 0439 704 622  
Training Manager: Rob McKee 3207 1785  
Asst. Training Manager: Wayne Molloy 3273 2659  
Mt Coot-tha Co-ordinator: Rob McKee 3207 1785  
Competition Organiser: Harold Wiltshire 3390 3646  
Web Co-ordinator: Gary Bidgood 0407 144 763  
Welfare Officer: Vacant  
Caretaker: Len Young 3397 8827

## Theo Haralampou's Demonstration to Appear in a Future Turning Talk





# VICMARC<sup>®</sup>

## MACHINERY PTY LTD

PROUDLY AUSTRALIAN MADE AND OWNED  
SINCE 1984

GRINDING  
REST &  
SHARPENING  
JIG



CHUCKS



VICMARC  
SLOW SPEED  
GRINDER



QUALITY  
LATHES



HUGE  
VARIETY  
OF CHUCK  
JAWS



**AUSTRALIAN MANUFACTURERS OF QUALITY WOODTURNING LATHES, CHUCKS AND ACCESSORIES**

For more information and to see our full range of products visit our website  
[www.vicmarc.com](http://www.vicmarc.com)

Email: [vicmarc@vicmarc.com](mailto:vicmarc@vicmarc.com) Ph: (07) 3284 3103 Fax: (07) 3283 4656