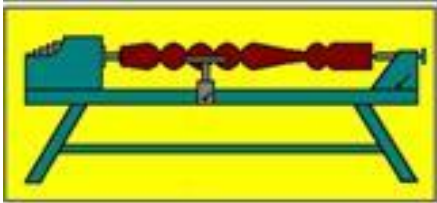


Turning Talk


Volume 33 Number 8

September 2019



Presidential Words

For September 2019



WSQ's 40th Anniversary celebrations continued last month, with our 40th August Exhibition being held at the Mt Coot-tha Botanic Gardens. The Exhibition was another successful one for WSQ, thanks to the many volunteers who helped with moving lathes and other equipment to and from the Gardens, selling of raffle tickets, running the café, demonstrating and helping on the sales desk. We attracted a record number of visitors through the door, over 600 during the two days. A highlight of the Exhibition was the display of award-winning pieces from the Annual Competition. 370 members and visitors voted in the People's Choice Award, casting a total of 1070 votes (each voter was allowed to vote for three of their favourite pieces). Congratulations to Allan Short, not only for winning first place for his 'Field of Pansies' segmented bowl, but also for achieving second and third places. The success of the Exhibition was seen in the better than average financial result (see John Reed's financial report later in the newsletter) and the recruiting of four new members over the weekend.



Another successful event last month was the Sausage Sizzle held at Bunnings Mt Gravatt on Sunday 18 August. Starting at 7 am, sales were rather slow for the first couple of hours but

picked up during the day. Our team of volunteers was kept busy during the middle of the day. Many thanks to Mike Dodson for organising the supplies, those who helped on Saturday afternoon cutting up the sausages and onions, and those who helped during the day.

WSQ Display at Brisbane Square Library

Toni Dowd is organising a display of woodturning and other woodcraft items at the Brisbane Square Library. The items will be on display for 3 months: 1 October to 31 December. If you have pieces that you would like to be included in the display, please contact Toni Dowd (toni@crossculture.com.au phone 0439 784 245) or me as soon as possible. Please provide the following information for each piece:

- Description of item (what is it? Bowl, vase, platter, lidded container, pen etc)
- Timber type
- Special features (where the timber came from, use of special techniques, why is it interesting? etc)
- Approximate dimensions (particularly for large items, so that we can organise appropriate display space)
- Value (for insurance purposes only, items on display will not be for direct sale)
- If possible, a photograph of the item.

Please note that items submitted for display should be able to fit in a glass display cabinet that is 560 mm wide x 560 mm deep. Maximum height is 450 mm. Items should be available for delivery to WSQ on or before Tuesday 12 September.

Brian Creese
President

Diary and Looking Ahead at WSQ September 2019 and Beyond

Date	Day of Month	Session Title	Convenors	Times
3 Sep	1 st Tuesday	Open Workshop	John Sheppard & Bob McGeechan	8.00am – Noon
		New Member Training		1.00pm – 3.30pm
		Pyrography Group	Rosie Thornton	1.00pm – 4.00pm
		Evening Open Workshop		6.00pm – 9.00pm
5 Sep	1 st Thursday	WSQ Safety & Workshop Induction for New Members		9.00am – 12noon
6 Sep	1 st Friday	Toy and Open Workshop		
		Toy Group	Peter Churchward	
		Open Workshop		
7 Sep	1 st Saturday	WSQ Demonstration		
				9.00am – Noon
10 Sep	2 nd Tuesday	Open Workshop	Wayne Molloy	8.00am – Noon
		New Member Training		1.00pm – 3.30pm
		Evening Open Workshop		6.00pm – 9.00pm
12 Sep	2 nd Thursday	Pre-Booked Project Tuition Cost - \$25.00	Rob McKee	9.00am – 12.30pm
14 Sep	2 nd Saturday	Management Committee Meeting		9.00am – Noon
16 Sep	3 rd Monday	Pyrography Group	Rosie Thornton	9.00am – Noon
17 Sep	3 rd Tuesday	Open Workshop	John Sheppard & Bob McGeechan	8.00am – Noon
		New Member Training	Rob McKee (Former DVA Team members welcome)	1.00pm – 3.30pm
		Evening Open Workshop	John Sheppard	6.00pm – 9.00pm
21 Sep	3 rd Saturday	Woodturning Discussion Forum/ Show and Tell	John Carney	9.00am – Noon
24 Sep	4 th Tuesday	Open Workshop	Rob McKee	8.00am – Noon
		New Member Training	Rob McKee (Former DVA Team members welcome)	1.00pm – 3.30pm
		Evening Open Workshop	Allan Dickson	6.00pm – 9.00pm
26 Sep	4 th Thursday	Pre-Booked Project Tuition Cost - \$25.00	Rob McKee	9.00am – 12.30pm
N/A	5 th Tuesday Only if one falls in the month	Open Workshop	Rob McKee	8.00am – Noon
		New Member Training	Rob McKee	1.00pm – 3.30pm
		Evening Open Workshop	Rob McKee	6.00pm – 9.00pm
Future Events and Important Dates				
Saturday 7 September		Demonstration by Rob McKee titled “Designing and Turning a Chair Leg” - 9.00 – Noon - Cost: \$5		
Saturday 14 September		Management Committee Meeting - 9am to 12:30		
Saturday 21 September		Woodturning Discussion Forum/ Show and Tell - Topic: Pen Making - 9.00 – Noon - Cost: \$5		
Tuesday 1 October to Tuesday 31 December		WSQ Display at Brisbane City Square Library - See “Presidential Words” on page 1 of this newsletter for further information		
Saturday 5 October		Demonstration by Pat Johnson titled “Artistic Embellishment of a Turned Item” - 9.00 – Noon - Cost: \$5		
Saturday 19 October		Woodturning Discussion Forum/ Show and Tell - Topic: Lidded Boxes - 9.00 – Noon - Cost: \$5		
Tuesday 26 November		Special General Meeting - Details to be advised closer to the date.		
Saturday 14 and Sunday 15 December		WSQ Woodturning Exhibition at the Mt Coot-tha Botanic Gardens Auditorium - 9am to 4pm - Cost: FREE - Refreshments available at modest cost		
Tuesday 17 December		WSQ Christmas Party - Details to be advised closer to the date.		

Treasurer's Report

Due to my recent absence, this month's report covers June and July:

	June	July
Receipts		
Container Refunds	\$174	\$155
Memberships	\$1,000	\$1,335
Meeting Income	\$1,049	\$1,093
Stephen Hughes Demonstration	\$1,000	-
Shop Profit	\$874	(\$258)
WSQ Hall rental	-	\$1,120
Interest	\$82	\$2
Advertising in Newsletter	\$800	-
Donations	\$100	\$200
Sundry Income	<u>\$113</u>	<u>\$220</u>
	\$5,192	\$3,867
Less Payments		
Workshop Expenses	\$790	\$353
Stephen Hughes' Expenses	\$1,350	-
Newsletter Expenses	\$98	\$94
Cleaning	\$300	\$240
Competition Expenses	\$488	\$150
Electricity	\$907	-
Insurance	\$1,544	\$404
Library Purchases	\$14	\$14
Mt Coot-tha August Exhibition	-	\$593
Equipment Purchases	-	\$829
Printing and Stationery	\$317	-
Property Expenses	\$1,109	-
Repairs & Maintenance	\$239	\$136
Rates	-	\$156
Telephone & Internet	\$107	\$112
Training	\$550	\$750
Other Expenses	<u>\$195</u>	<u>\$32</u>
	\$8,008	\$3,863
Net Profit/(Loss)	(\$2,816)	\$4
Cash at Bank	\$43,529	\$43,665

Comments re some of the larger items are:

- Donations of \$100 and \$200 were received from our local State member, Joe Kelly, and our local Councillor, Fiona Cunningham respectively.
- The Stephen Hughes demonstration ran at a loss of \$439. Whilst the loss is disappointing, it was a reasonable cost for WSQ to incur in promoting the craft of woodturning.
- Insurance expense in June included our annual public liability insurance premium of \$1,140.
- Equipment purchases were for various tools for the workshop.
- Printing and Stationery was mostly for fliers which will be used to promote WSQ.
- Property expenses were for costs associated with our new storeroom.
- Training costs were for a CPR refresher course and a chainsaw course. Both these were funded by a grant received earlier this year.

We had two fundraising events in August; the Mount Coot-tha Exhibition on 10 and 11 August and the Bunnings Sausage Sizzle on 18 August. The results for these were:

	Aug-18	Aug-19
Member Sales	11,361	13,711
Charity Table	114	391
Commision	1,704	2,057
Café Profit	826	772
Raffle Profit	932	753
Toy Sales	250	515
Other	-	23
Total Income	\$ 3,712	\$ 4,120
Costs	1,161	801
Net Profit	\$ 2,551	\$ 3,319

The Exhibition showed a healthy improvement on last year's results.

The Bunnings Sausage Sizzle was also successful with some 41.5 kg of sausages sold. This cooked up a profit of \$1,136.

Thank you to everyone who helped make both these events successful.

Finally, a big and hearty thank you to John Carney who has been doing the banking for me since Mid-April during my various absences.

John Reed
Treasurer

Container Refund Scheme

Can You Help Us Pay for Solar Panels?

WSQ has on several occasions applied unsuccessfully for grants to fund the installation of solar panels on WSQ Hall. As mentioned in the July edition of Turning Talk, the Management Committee has now decided to fund this project from our own resources. In doing so, we will utilise interest free terms available from our electricity provider, Origin. However, after the projected savings, we will still be faced with a cost of several hundred dollars each month whilst we pay off the system.

How Can You Help?

As you would be aware, WSQ is registered as a Container Collection (Donation) Point. This means that WSQ can receive the refund on containers which you return. This can be done in two ways. Firstly, you can bring your containers to WSQ Hall and we will arrange for the refund. Secondly, you can take the containers to your local refund point and nominate WSQ as the recipient of the refund which will be credited to our bank account.

WSQ's ID for this is C10001309.

Are you still placing your empty drink bottles in your recycling bin? If so, why not drop them into WSQ Hall and allow us to receive the refund.

Most drink containers (except plain milk, spirit and wine containers) between 150ml and 3 litres are eligible for a 10 cent refund under the scheme. You can check whether a container is eligible by entering its barcode at <https://www.containersforchange.com.au/how-it-works>.

So far this year, we have earned \$1,300 from container refunds. If we increase the number of containers we receive, it will go a long way to covering the repayments on the solar panels.

So, please consider nominating WSQ as the recipient of your refunds – the more funds we receive from this source, the more funds we'll have to cover the cost of the panels and, in future, our operating costs and improvements to WSQ's facilities.

John Reed
Treasurer

Jest a Moment

Tom finally decided to tie the knot with his longtime girlfriend. One evening, after the honeymoon, he was welding some stuff in his shed just for fun. His new wife was standing there at the bench watching him. After a long period of silence, she finally spoke, "Darling, I've just been thinking, now that we are married maybe it's time you quit spending all your time out here. You probably should just consider selling all your tools along with that stupid classic lathe. Tom got a horrified look on his face. She said, "Darling, what's wrong?" He replied, "For a minute there you were starting to sound like my ex-wife". "Ex-wife!" she screamed, "YOU NEVER TOLD ME YOU WERE MARRIED BEFORE!"..... Tom replied, "I wasn't".

Anonymous
WSQ Member

Future Events

Demonstrations

Saturday September 7

Rob McKee will be conducting a demonstration titled "designing and turning a chair leg". This will involve spindle turning on the lathe doing a turned leg. He will also demonstrate how to add some fluting work to a spindle turned piece using a router jig and the indexing system of the lathe.

Saturday October 5

Pat Johnson will take a bowl or a platter and, with the help of stencils, an air brush and acrylic paints, will demonstrate how to take a piece of turned wood and turn it into a piece of art. Pat has travelled the world and is recognized as a world class woodturner. He constantly looks to learn and be inspired by those he meets. This will be an excellent chance to learn from a professional turner who is pleased to share his experience and offer encouragement to others to bring more to their art. Some of Pat's projects are shown below.



Exhibition in Grafton

The Clarence Valley Wood Workers Association in Grafton NSW are hosting an Exhibition between 25 October - 3 November 2019. Pat Johnson will be demonstrating at this exhibition which will be part of the Jacaranda Festival.

Forums

Saturday 21 September Forum

Pen Making - Come along bring your pens, bring your questions, and share your knowledge. Pen making is practiced by many WSQ members, I doubt there is a turner that ever lived who has not made a pen at one time in their life. There are as many kits on the market as there are ways to make a pen.

Saturday 19 October Forum

Lidded boxes - Now here is a topic that should generate some interesting discussion. What is a lidded box? The description will be broad and most of us will have differing thoughts. Maybe you have made one of a rectangular shape with a box making jig. Bring it along. There are many styles that can be made on a lathe such as a simple Needle Case, What about Theo's spherical things that have been holed and then had a contrasting lid and finial? Are they a box? They can be used to hold previous items like a box. Without the lid they might be just a hollow vessel. IF you have any of these bring them along and be part of the discussion and let's see where it leads us. Remember the forum is just a place to share experiences and to learn from each other

John Carney

Management Committee Member

August Forum 2019

Well, the topic, “A crappy piece of timber” must have piqued people’s interest, as there were 15 attendees, each with just that – a crappy piece of timber. Plus, a piece of wood from an absentee attendee, this piece seen in one photo had three branches from a single branch. Picasso was discussed, what would he do with it? Some of the more experienced turners commented it would be difficult to balance and turn.

Some pieces had been moved around sheds in clean-ups, looked at and put back....for another time. One was driftwood which had lovely grain, so one suggestion was to slice and insert into a platter.

Pieces had been given to turners by people who said, “see what you can do with this”. Difficult when it is a triangular shape and they expect miracles just because you are a wood turner!

There was a suggestion about one piece by an attendee that her sister had a wood fire where it could be used!

Lily’s name was mentioned a couple of times, wondering what she would do with some of the pieces.

A number of awkward burl shapes were introduced by members.

It was decided initially that Mike’s was one half of a book end! He wanted to keep the burl but show off the beautiful grain.

Charlie thought he could make two small bowl recesses in his burl (seen in photo in front of him) but he was unhappy that one end had been cut flat which would take away from the finished item.



Brian had some pieces he had turned over the years. In the photo it is standing on its side with

obviously a hole all the way through. Fortunately, he stopped turning before he went and lost the centre piece.

The piece of Tasmanian musk wood Greg brought in was intriguing. He wanted to keep the natural wave top which would not have been able to be polished. He had another item which he had turned from this timber as well and had enhanced it with a blue resin.



The forum felt that a piece that Bob had turned with some natural markings and hollowing could be left just as is.

All in all, a good morning finished off with slicing 15 kg's of onions and separating approx. 600 snags for the Bunnings BBQ the next day.

The next forum is on pen making on.....bring some blanks, bring some finished pens showing the good, the bad and the ugly, bring ideas.

Sue Kennedy
WSQ Member

One Way to Approach a Burl

Saturday 17 August an excellent forum was had, where Mike and Charlie had each brought in a burl. Burls are enchanting and challenging pieces of wood to any woodworker. A piece of nature we want to get the best out of. We want to keep all of the burls' properties and create that true piece of art that will live on well past our mortal existence. However, based on the forum discussions, it would seem that most of us are intimidated to some degree and worried that we will not do the burl justice.

Move on to Tuesday morning and Pat Johnson turns up with a few pieces of raw blanks one of which is a burl.

Now, I and few of the others are very interested in how Pat will make use of the beautiful piece of wood, so we ask him. Pat as always is very forthcoming about his approach and I will try to explain it here.



Like all of us he wants to get a result that will show the outside of the burl and the grains and colours of the timber underneath. Pat explains that he feels that a hollow vessel, perhaps on an ebony stem to lift the base up to enhance the shape he is contemplating. He then

studies the patterns of the burl and explains that he feels that the vessel should have a natural edge at the opening to retain some of the burl's exterior characteristics.



He draws the outline of the shape on the blackboard. Then he needs to work out the size of the opening that will optimise the natural edge of the burl. To do this Pat takes a roll of masking tape and a lid from a jar and centres them on the burl. As these represent different sizes for the opening, he can now visualise how the natural edge will appear. He selects the one that he feels will highlight the best of the burl and then adds to the outline on the blackboard.

Pat then holds the burl up to eye level and points out that his design means that at one point he will not have enough timber to maintain the exterior flow of his design. I was shattered as I had liked this concept and was thinking that to make it smaller meant wasting a lot of timber. Pat is all over it with an artist's eye, he points out that here is an opportunity to create an eye into the vessel allowing the viewer to see inside to the colours and grains Pat

expects to find once he has hollowed the burl.




Thanks to Pat for sharing his thoughts so openly. I encourage members to attend his demonstration at Pine street in October where I am sure Pat's passion and willingness to share his knowledge will benefit those in attendance



Pat's Completed Vessel

John Carney
Management Committee
Member



We've been crafting
woodworking tools in
Sheffield, England for
almost 200 years.

Robert Sorby

As one of the world's premier manufacturers of specialist woodworking tools, we are proud to say we still craft every tool right here in Sheffield, England. Our tools are made from the finest raw materials, using traditional methods and with an attention to detail you won't find anywhere else. Each tool is meticulously processed in stages by our craftspeople. Every single tool is cut, ground, polished, hardness tested, sharpened, assembled

and packed for shipping – ultimately crafted to provide a lifetime of use in your workshop.

With an extensive range of unique, premium tools, backed by our lifetime warranty, you need look no further for the best tools you can buy. It's our attention to detail and customer first approach that puts Robert Sorby at the top of its class. You can rely on our experience – we know tools.

Proudly distributed by:

carbatec
THE HOME OF WOODWORKING

Find us at:
128 Ingleston Road
Wakerley QLD 4154

(07) 3390 5888 | www.carbatec.com.au

WSQ Exhibition at Mt Coot-tha

Raffle



Prize Winners

1 st Large Platter	Penny Mack
2 nd Wall Art	Yey Jay
3 rd Toys	John Elkins
4 th Clock	Wayne Molloy
5 th Ring Box + Wine	Toni Dowd
6 th Ring Box + Wine	Louise Floynd
7 th Camphor Bowl + Wine	Carol Cave

Prize Providers

Dan Woodward
Wayne Molloy
Allan Short
Terry Green
Andrew Bruce

Ticket Sellers

Stephen Auer
David Reid
Bob Hannah
Garth Forster
Paul Tierney

Demonstrations



Pat Johnson and Allan Short entertain the crowd, Pat with some offset spindle turning.



Peter Churchward demonstrates an antique scroll saw recently donated to WSQ by Philip Best from Greenslopes

Competition Winners' Gallery



Some Sellers Tables and Items



Toy Group



Allan Short



Jim Thallon



Wayne Molloy

Geoff Holbeck

Editor – Turning Talk

Membership Matters!

New Members

- Don Doolan
- Margus Karilaid)
- Glenn Dawson

New members, when signing in please look on the small white board next to the cash tin for your name badges.

Brian Creese
President

Letters to the Editor

Hi Geoff,

Members, our upcoming WSQ display at the BCC Brisbane Square Library is a unique opportunity for WSQ to display our Medieval craft and our skills to the people of Brisbane, over a period of 3 months. We will have up to 11 cabinets to display our best pieces.....or our praised ones, and we have the opportunity to write a story about them, if we so desire. Please contribute and give the public a greater understanding of our Society / Guild.

The details on how to participate, are included in Brian's Presidential Words.

Bob Kennedy,
Vice President

You Are Invited to The Lockyer Woodcrafters Group Inc. Open Day plus help us celebrate our 13th birthday
The date is Saturday 5th October 2019
From 9.00am to 3.00pm
Our address is 24 Railway Street. Forest Hill

There will be demonstrations of Woodturning - Pyrography – Scrollsawing.
Browse the displays of finished items as well as items for sale. All visitors will be invited to vote for their preferred item in the club competition.
Entries will be divided into two levels and five categories. Morning tea and lunch will be available for purchase. Various Timbers will also be available for purchase.

Council Library Displays

	Northside Team	Southside Team
September	Albany Creek	Corinda
October	Strathpine	Inala

John Byrne
WSQ Member

Toni Dowd
Assistant Librarian

Just Another Moment

Two blokes are fishing in a boat on Moreton Bay and having a few beers when all of a sudden Bill says, "I think I'm going to divorce my wife. She hasn't spoken to me in over 6 months." Earl sips his beer and says, "You better think it over mate, women like that are hard to find."

Anonymous
WSQ Member

The views expressed in this publication are not necessarily those of the Woodturners Society of Queensland or its Management Committee.

Other organisations are welcome to use, with appropriate acknowledgement, editorial material from this publication.

You're invited to contribute to the content of TT.

To do so, preferably by Email:

gholbeck@hotmail.com

Or, by mail:

C/O TT EDITOR @ WSQ
19 Pine Street, Greenslopes
Brisbane, Qld 4120

All contributions for the October 2019 edition of Turning Talk need to be submitted by no later than Saturday 28 September 2019.

Tree of the Month – Red Cedar



Red Cedar Tree

Botanical Name: *Toona australis* or *Cedrela toona*

Other Common Name: Australian Red Cedar,

Distribution: Red Cedar can grow to 40m (132ft) with a diameter of 3m (10ft). Occurs along the East coast of Australia and it also grows through Papua New Guinea, South East Asia spreading through to India.

Colour: Heartwood is pale to dark red or red-brown with darker brown streaks in mature trees. The timber is darker in mature trees. The sapwood is distinct.

The Timber: The grain is generally straight although some interlocking of grain can be present. It has a moderately close but uneven texture due to the nature of the growth rings. It has a spicy odour and is rather lustrous. It can be used in exterior applications but is too valuable to be used outdoors.

Mechanical Properties: It is a relatively weak timber with a very poor steam bending classification. The heartwood is durable. The

sapwood is highly susceptible to Lyctid borer attack.

Working Properties: It can give a 'woolly' cut so cutters need to be kept very sharp. The timber bruises easily. It saws and works well with hand and machine tools. Blunting is slight. Nails and screws without the need to pre drill. Red Cedar glues well and works to a high polish and takes most finishes without any problems.

Uses: High class furniture, superior joinery, panelling, cabinetry, boat building and carving. It is available as a veneer.

Availability: Scarce.



Red Cedar Timber Sample



Red Cedar Platter by Brian Creese



Red Cedar Bowl by Boris Polak

Geoff Holbeck

Editor – Turning Talk

The text and tree images were sourced from "Timber in Australia in Colour" by David C Clark. The turned images were provided by WSQ

Turning Talk

Published by the
Woodturners Society of Queensland Incorporated

Management Committee

President: Brian Creese 3378 4041
Vice President: Bob Kennedy 3892 4675
Secretary: Rosie Thornton 0456 073 790
Treasurer: John Reed 3263 1861
Members: Alwyn Clark 3803 4270
Bob McGeechan 3394 1839
Geoff Holbeck 3901 6782
John Carney 3245 6135
John Donaldson 0407 022 403
Paul Tierney 3288 3509
Reg Weber 3206 2325

Other Positions

Newsletter Editor: Geoff Holbeck 3901 6782
Membership Secretary: Alwyn Clark 3803 4270
Librarian: Alwyn Clark 3803 4270
Assistant Librarian: Toni Dowd 3175 0383
Storekeeper: Don McMillan 3814 4820
Training Manager: Rob McKee 3207 1785
Asst. Training Manager: Wayne Molloy 3273 2659
Mt Coot-tha Co-ordinator: Rob McKee 3207 1785
Competition Organiser: Vacant
Web Co-ordinator: Gary Bidgood 0407 144 763
Welfare Officer: Ron Marlow 3355 5995
Caretaker: Len Young 3397 8827

**WM WOODWORK
MACHINERY... PLUS**

Unit 8 / 43 Station Avenue Darra Ph 3705 8558

Your newest woodworking shop in town,
stocking RIKON, RECORD POWER and
WOODFAST, is offering all WSQ Members

10% OFF ALL MACHINERY



Check out our brand new

The WOOD 10" Contractor Table Saw
WORKER \$1,699 incl GST

For more information please visit:
www.woodworkmachinery.com.au



VICMARC[®]
MACHINERY PTY LTD

**PROUDLY AUSTRALIAN MADE AND OWNED
SINCE 1984**



**GRINDING
REST &
SHARPENING
JIG**

**VICMARC
SLOW SPEED
GRINDER**



**QUALITY
LATHES**

CHUCKS



**HUGE
VAREITY
OF CHUCK
JAWS**



**AUSTRALIAN MANUFACTURERS OF QUALITY WOODTURNING LATHES, CHUCKS AND
ACCESSORIES**

For more information and to see our full range of products visit our website

www.vicmarc.com

Email: vicmarc@vicmarc.com Ph: (07) 3284 3103 Fax: (07) 3283 4656